

TF THE FOUNDRY DISTRICT

WHEELHOUSE II

2625 WHITMORE

1,176 SF AVAILABLE

From warehouse to Wheelhouse, this 8,900 SF building is now fully converted to a creative office space. Wheelhouse II features six office suites, a common coffee and wine bar, natural lighting, glass storefront suite entries, collaborative seating/work spaces and The Foundry District's vibrant Inspiration Alley to enjoy.

CURRENT TENANTS INCLUDE:



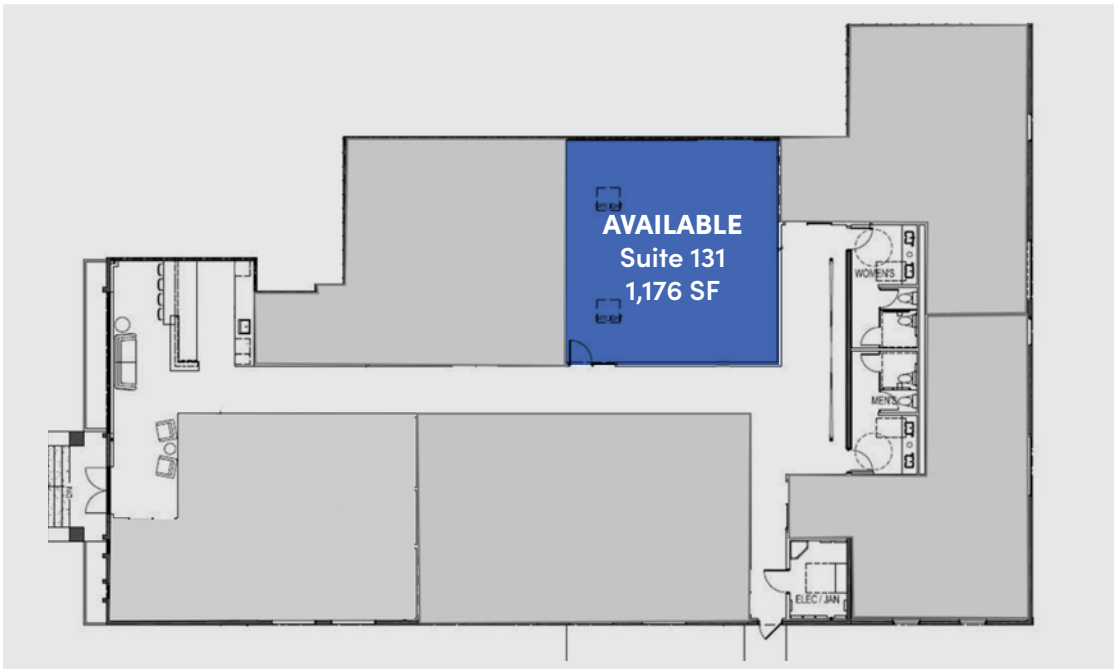
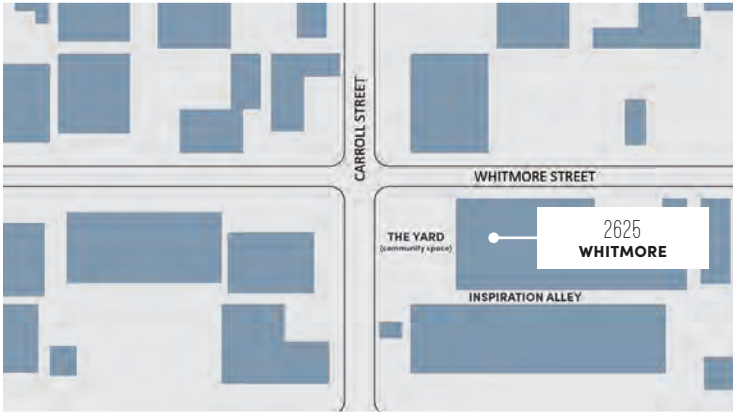
Enfo Platform

Holland CollectiveFusion

Medical Aesthetics

KCF Technologies

CG Northern Development



CULLEN DONOHUE

cullen.donohue@streamrealty.com

817.877.1305

TYLER MANER

tmaner@streamrealty.com

817.877.1302

DEVELOPED BY



M2VENTURES

LEASED BY



STREAM